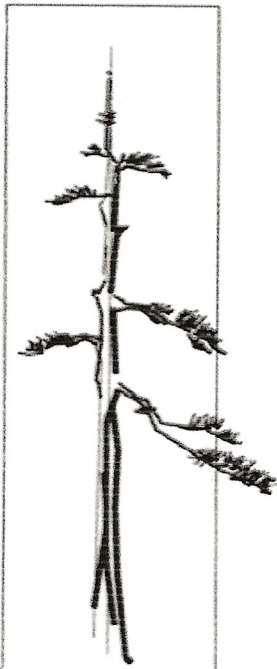


# BONSAI NEWS

October 2022



*Milwaukee  
Bonsai Society  
PO Box 240822  
Milwaukee Wi  
53224*

## Next Meeting

**October 1, 2022**  
9am  
At Boerner  
Botanical

## Upcoming meeting

The September meeting was very interesting indeed.

While Steve told me the subject would be wiring deciduous trees, he actually meant conifers.

I have been assured that deciduous trees are really the topic for October's meeting, for sure!

Brian S and Steve C are going to demonstrate techniques for planning and styling a deciduous tree. The most exciting part is that they will be doing this on a member's tree!

Members can submit a picture of their deciduous trees to Brian and Steve and one or possibly 2 trees will be picked for the session.

## October

October 1 — Wire a tree  
Deciduous

## November

November 5 — Fall work,  
cutback, shoot selection

## December

December 3 — Club meeting

## January

January 7 — Club meeting

## February

February 4 — Club meeting

## March

March 4 — Club meeting

## April

April 1 — Club meeting

## May

May 6 — Club meeting

\*Open to MBS Members Only

## President's Message

Hello Everyone,

First, a big thank you to the volunteers that helped make our beginner class a huge success and welcome to all of our new members. I encourage all of you to attend our club meetings on the first Saturday of the month from 9am-12pm...ish. We start every meeting with a half hour of comradery, discussing what we're working on, giving and getting advice on our trees, buying supplies with some shenanigans sprinkled in. I also want encourage our seasoned members to say hi, introduce yourselves and be open to answering questions from our new members.

I also want to thank everyone that made ALL of our events possible and successful. From the MABA convention to State Fair, the Annual Exhibit, our club meetings and projects the Executive Committee has in the works. Without our members giving back and supporting what we do, this club would not be as great as it is.

Speaking of events, the Holiday Folk Fair is a go this year. I apologize for the short notice but I just received confirmation recently. It will be held in November at the State Fair exhibit hall. We will be in need of volunteers and trees for the as we have in the past. I will be sending out an email as soon as I have the final dates and times from the event coordinator.

I hope to see all of you at the next club meeting on Saturday October 1st. New members please be sure to say hi. I'm always happy to chat with our new members.

Erich  
President and bonsai addict




Elections for 2023 are quickly approaching. If you would like to be considered for a position on the Executive Committee, please contact the nominating chair, [Judy Schmidt](#). Below is the current slate of nominees.

### Nominees for 2023 Executive Committee

President—Erich B	1st VP—Pam W
2nd VP—Teri W	Secretary—Rick W
Treasurer—Clif O	Director—John N
Director—Irene H	Director—Rob S

**WISCO BONSAI NOW HAS THE AREA'S LARGEST SELECTION OF ARTISIAN, HANDMADE BONSAI POTTERY, MUCH OF WHICH CONSISTS OF LOCAL AND REGIONAL ARTISTS.**



**WE ALSO NOW CARRY A LINE OF TOOLS GEARED TOWARD THE BEGINNER AND NOVICE AMONG US, ALONG WITH ALL MANNER OF BONSAI SUNDRIES, SUCH AS, COPPER & ALUMINUM WIRE, JIN SEAL, WOUND PUTTY, ETC.**

**AND OF COURSE THERES THE SUBSTRATE, WISCO GOLD... ASK FOR IT BY NAME !!! WE ALSO OCCAISIONALLY HAVE OTHER RAW SUBSTRATE COMPONANTS AVAILABLE (PUMICE, LAVA, ETC).**

**GOT ORCHIDS ? WE HAVE A SUBSTRATE FOR THOSE TOO !!!**

**[WiscoBonsai@gmail.com](mailto:WiscoBonsai@gmail.com)    414-248-3827    [www.WiscoBonsai.com](http://www.WiscoBonsai.com)**

**WISCO BONSAI**  
[www.WiscoBonsai.com](http://www.WiscoBonsai.com)

**DUE TO COVID, SHOP CURRENTLY OPEN BY APPOINTMENT ONLY AND ALL SAFETY MEASURES ARE IN PLACE.**

## Design Plan and structural wiring for a Deciduous tree:

To be presented by Brian S and Steve C

Late summer and early fall is the perfect time to wire and style a deciduous tree. The reason for that is in fall, the tree stores up sugars and starches. These nutrients are stored in the root mass to support winter hardiness. This happens through the tree transitioning into a vascular growth phase of development. During this period, there is increased fluid moving up and down the vascular system of the tree. The movement of water and nutrients up the trunk and branches to the foliage, and sugars and starches moving down to the roots is the healing force that allows for wiring and bending your trees... **right now.**

So this is how Brian and Steve plan to demo this process!

We would like to offer to **one or two club members**, the opportunity to have **your tree wired and styled** at a club meeting. Brian and Steve will walk through the process from base to tip. They will decide on a front, plan out how the tree needs to be wired, apply wire and make some bends. Then they will speak about fine wiring needed to complete the design and discuss post styling care.

Please look over your trees and consider which one you would like to bring to the meeting for styling. Brian and Steve will look over all the possible trees offered by members and pick the best 1 (or possibly 2) trees that they feel will be the best for teaching important bonsai evaluation skills, and will best offer techniques to demonstrate in a 90 minute meeting format.

If you are considering bringing a tree, **please send Brian and Steve a photo** of the tree so they can get an idea of what they are in for. This would also be an opportunity for them to rule out any tree that might not be a good teaching prospect or one that may require more time to evaluate and design. Of course this is optional but could save you the effort of hauling an inappropriate tree to the meeting. Your tree does not need to be in a bonsai pot for this exercise.

Don't worry... Steve will control Brian from cutting all the branches off your tree and Brian will be sure Steve makes a decision in less than an hour. No seriously... we mean that you will totally be involved in any decisions they make.

Please send any photos to:

Brian at: [nightowlbonsai@gmail.com](mailto:nightowlbonsai@gmail.com)

Steve at: [wenrenbonsai@me.com](mailto:wenrenbonsai@me.com)



Fellow Bonsai friends, this has been asked before with very little response. But I am going to try again hoping to get your help so I can help you. Do you have an idea as to a guest bonsai artist you would like MBS to bring in for workshops or meeting? Maybe someone who we could have talk via ZOOM at a meeting? If so, please let me know. Planning is happening now for next year's schedule and your ideas are important.

This past year the Education Committee had Steve and Brian present a wealth of information each month, now let's put that information to use in some workshops and during meetings with guest artists.

Here is some background information as to why I am asking for your help.....The Executive Committee has created a new position, Artist Liaison, and I have volunteered. What is an Artist Liaison? It is a fancy title for someone who is the one point of contact for MBS with our guest bonsai artists. Instead of having multiple people contacting artists we now have one, me. I want to help the club to bring in some artists that you, the members, actually want to have visit us. I can't do this without knowing who you would like to have in Milwaukee.

Please contact me via email, [missyuc2@yahoo.com](mailto:missyuc2@yahoo.com), or call or text, 414-350-5924. I would be happy to chat with you.

## Ancient Arts Bonsai

Bonsai Supplier Established  
in 2005

Bonsai a Growing Hobby  
Wisconsin's Leading Full Line Bonsai Supplier

Tools, Wire – Aluminum & Copper, Pots, Fertilizers  
Soils – Akadama, Lava, Pumice, Kanuma, Blends  
Trees – Tropical, Deciduous, Conifers, Evergreens  
Services – Lessons, Consults, Repotting, Wiring, Boarding

See our updated Website: [aabonsai.com](http://aabonsai.com)

Email – [aabonsai@charter.net](mailto:aabonsai@charter.net)

Phone – 262-490-8733

---

## October Bonsai Tips

By Houston S

Although our September weather has helped me to remain in denial, the one thing that we can count on here in Wisconsin is the arrival of cold weather. And soon. Eventually, we are going to have to start some fall activities, such as taking in tropical trees and getting the hardy ones ready for winter.

You may notice that the soil of your trees stays damp longer, even during the hot days. Since growth has slowed and days are shorter, your trees will need less water during the fall, even while their leaves are still green. But it is still important to walk thru your growing area and check everything each day – because every tree is unique and they don't all cut down their water use at the same rate. I have seen it suggested that better fall color results from giving a tree good sunlight with less water during the fall. The color occurs when chlorophyll breaks down in the leaves, removing the green color and making the secondary colors visible. Seems like a nice theory, but my experience doesn't support it much. For me, some trees have good color while some don't, and the species of tree is the main factor determining this. But I keep experimenting! Anyone who has found the secret of good fall color is very welcome to write an article to tell the rest of us!

For well-developed hardy bonsai, it will probably be necessary to perform some fall maintenance after the leaves fall. My maples need to have their fine branches wired and slightly trimmed. This keeps the small branches looking interesting, with short curving shapes. If you leave this task until spring, I have found that it is too late to do any wiring. I break off many, many of the new buds when wiring in spring, and the wire cuts into the branches within a few days of putting it on. So do it in FALL! This also applies to many other species.

Pines need to have yellow needles removed, and it is also appropriate to remove all needles pointing down from the bottom of the branches on developing trees (as long as you are sure which side is going to be the bottom!). For ponderosa pines, there was a recommendation in the ABS Journal a few years back for inducing budding. In fall,

remove the bud at the tip of the branch and all needles more than one year old. This can only be done on well established trees, and only once every few years. It seemed to work well on my ponderosa pine last year.



There are a few trees that respond well to fall repotting, but unless you are pretty sure about what you are doing, wait until spring. (See the article on fall repotting).

After the leaves fall, it is helpful to use a dormant oil spray. Dormant oil is a very inexpensive and non-toxic weapon against insects that lay eggs in the bark of trees. The oil covers the insect larvae or eggs, doesn't let in air, and the evil insects are defeated. I spray it on everything in the fall.


So when do you bring the indoor trees inside? The easy answer is "Now". My tropicals are usually protected in a greenhouse by mid-September, but this year's warmth allowed me to delay. Tropicals do not like temperatures below 50°F, so when the nighttime low starts getting below that temperature regularly they need protection. At first, all the tropicals and sub-tropicals go inside the greenhouse, while the hardy trees stay out. A small electric heater is available for emergency duty in the greenhouse in case of unseasonable cold. This allows the trees a transition period in which the sunlight *gradually* decreases before the sunlight is reduced even further as the trees go into the house. Even in the brightest window, there is less than 1/3 of the sunlight of an outdoor location. The tropicals go inside the house after 2-3 weeks in the greenhouse, while the subtropicals stay out until November to get their "winter". It is good to spray the trees with insecticide in the greenhouse a day or two before bringing them in.



## General Meeting-September 3rd, 2022



After some confusion about the topic of the meeting (conifer-deciduous) we had a very informative meeting on wiring conifer trees with Steve C and Brian S.



# 51st Annual Exhibit Results judged by Jim Doyle

By Pam W

The MBS Education Committee has identified three categories of bonsai skills that all bonsai

enthusiast should learn. Becoming proficient in these skills will give you the confidence to grow and maintain your trees.

**Horticulture Skills** - watering, fertilizing, seasonal care, repotting (Keeping my trees alive)


**Styling Skills** - Growing out trunks and branches, cutting back, pruning, building ramification, placing wire on a tree (Making the tree look good)

**Presentation Skills** - Pot selection, stand selection, accent piece selection and overall composition (pulling it all together and creating a great picture).



**Best of Show** – Shore Pine - Pinus contorta, sp contorta Tree is 85 years and has been in training with **Steve C.** for 5 years.

Each MBS member should reflect on the skill categories and self-determine at which level of proficiency their skills are at. The following pages describe these levels and has more pictures of the Annual Exhibit winning trees.



**Peoples' Choice** was a Portulacaria Afra 10 years old in training with **Bryan L.** for 5 years.



## Open


You feel confident and reasonably proficient in performing these skills (Horticulture, Styling and Presentation).



**First Place** was an Eastern White Cedar, *Thuja occidentalis* about 30 to 50 years old in training with **Scott D.** for 3 years.



**Second Place** was a Hinoki Cypress *Chamaecyparis obtusa* 28 years old in training with **Pam W.** for 13 years.



**Third Place** was a Yew, *Taxus wardii* 50 years old in training with **Kris Z.** for 15 years.

## Intermediate

You are becoming more confident/comfortable in performing these skills but you still are learning and refining these skills.



**First Place** was a Cork Bark Japanese Maple, *Acer palmatum* 'Arakawa' 80 years old in training with **Judy S.**



**Second Place** was a Portulacaria Afra in training with **Kevin S.**



**Third Place** was a Colorado Spruce, *Picea pungens* over 100 years old in training with **Alex K.** for 3 years.



## Novice

You are learning these skills and do not feel comfortable or proficient with all of these skills at this point in time.



**First Place** was a Willow Leaf Ficus about 10 years old in training with **Stacy L.** for about 7 years



**Second Place** was a Korean Hornbeam, *Carpinus Coreana* about 50 years old in training with **Phil R.** for 6 years.



**Third Place** was a Japanese Hornbeam, *Carpinus japonica* about 25 years in training with **Greg R.** for 2 years.




# Beginner workshop, September 17th, 2022

More pictures available at: <https://photos.app.goo.gl/cZRUqo6WWEydEs3R8>







PO Box 240822  
Milwaukee, WI 53224  
[www.milwaukeebonsai.org](http://www.milwaukeebonsai.org)

Next MBS meeting will be  
October 1, 2022 @ 9am  
Boerner Botanical Gardens

#### 2022 MBS OFFICERS

President [Erich B](#)

1st VP [Pam W](#)

2nd VP [Teri W](#)

Secretary [Rick W](#)

Treasurer [Clif O](#)

Director [John N](#)

Director [Greg R](#)

Director [Irene H](#)

#### Other Club Functions

Newsletter [Melissa J](#)

Webmaster [Pam W](#)

PAB Board—Ron F, Houston S & Judy S



She calls us outside  
To tumble in crunchy leaves  
She's here! Autumn's here!

~Angela Heffer